



2014

## To all Kentucky tobacco control programs:


---

LGBT HealthLink (formerly the Network for LGBT Health Equity) recently conducted a survey of all 50 states to determine their level of LGBT inclusion in tobacco control work. For years we have been circulating our best practices for states on LGBT tobacco control; this survey is our attempt to gauge adoption of those best practices at a state level.


While we are very proud of the work done by many states, this survey also shows us what work still needs to be done. We will track each state's success over time. Importantly, we offer states resources to enhance LGBT integration in tobacco control work at every level. Thank you for all of your progress to date, for all of the progress we will make in the future, and for helping with our common goal: reducing smoking rates in the LGBT communities.

# Kentucky


On the 2014 LGBT HealthLink Survey, Kentucky received a grade of NP, indicating "No Participation." To see other state grades, and for information on eliminating smoking in the LGBT community, please visit [lgbthealthlink.org/Report-Cards](http://lgbthealthlink.org/Report-Cards).

- 


Include LGBT community members in policy and planning for tobacco control

**0** OUT OF 2 POINTS
- 


Monitor impact of tobacco on the LGBT population

**0** OUT OF 7 POINTS
- 


Establish cultural competency standards for statewide tobacco control programs

**0** OUT OF 4 POINTS
- 


Fund community-based tobacco control programs

**0** OUT OF 4 POINTS
- 

Routinely integrate LGBT tailored efforts into larger campaigns for tobacco control

**0** OUT OF 2 POINTS
- 

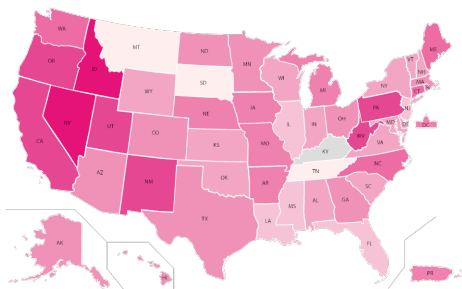
Disseminate findings and lessons learned about LGBT tobacco control

**0** OUT OF 1 POINT
- 

Utilize LGBT HealthLink resources in the last year

**0** EXTRA CREDIT

## GRADING BREAKDOWN



**0** OUT OF 20 POINTS

NO PARTICIPATION

**NP**

\*An NP grade has been given to those states who did not participate in this year's State Tobacco Census.

**A**

19-20pts

**B+**

16.5-18.5pts

**B**

13.5-16pts

**B-**

10.5-13pts

**C+**

7-10pts

**C**

3.5-6.5pts

**C-**

1-3pts

**F**

0-0.5pts